

RAMON LLULL UNIVERSITY

2018

2019

URL FACTS & FIGURES



**RAMON
LLULL**
UNIVERSITY



The Ramon Llull University (URL) is a not for profit private university of Christian and humanist inspiration with social initiative, founded in 1991. The URL has a federal structure made up of 10 higher education and research institutions and 1 associated centre, with a long tradition and prestigious reputation in Catalonia.

The teaching quality, centred on the integral formation of the person with a profound ethical sense of the profession, is one of the principal objectives of the URL, along with a firm commitment to boost innovation, through research excellence oriented toward social challenges. This is achieved through a clear commitment to internationalization of its activity to increase the quality of the studies, the research and the perspective of the people involved.

The institutions that form the URL are: IQS, Blanquerna, La Salle, Faculty of Philosophy, ESADE, Pere Tarrés Faculty of Social Work and Social Education, Sant Ignasi Faculty of Tourism and Hotel Management, Ebro Observatory University Institute, Vidal and Barraquer University Institute of Mental Health, Borja Institute of Bioethics and ESDi Higher School of Design, an associated centre.



URL IN NUMBERS

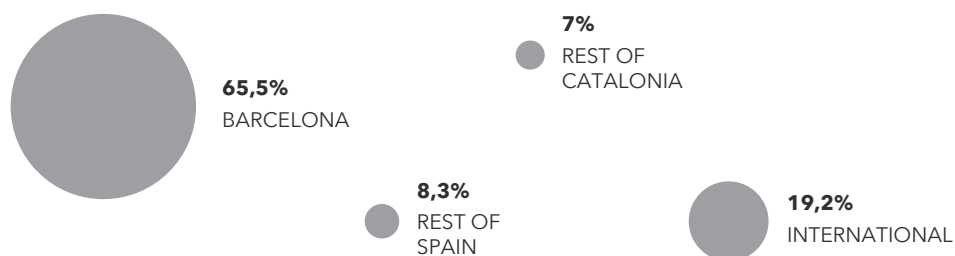
UNIVERSITY COMMUNITY

20.129 STUDENTS ENROLLED
52,2% women

by studies

UNDERGRADUATE DEGREES	MASTERS	PHD	URL-SPECIFIC DEGREES
12.590 students 54% women	3.262 students 46,6% women	426 students 56,1% women	3.851 students 50,6% women

per geographical origin



1.441
TEACHING & RESEARCH STAFF
42,9% women
8,7% international

930
ADMINISTRATIVE STAFF
72,6% women
9,6% international

8.125
FIRST-YEAR UNDERGRADUATES
2018-19



6.250
GRADUATES
2017-18



3.069
STUDENTS WHO RECEIVED URL GRANTS
7,5M €
INVESTED IN SCHOLARSHIPS AND URL GRANTS



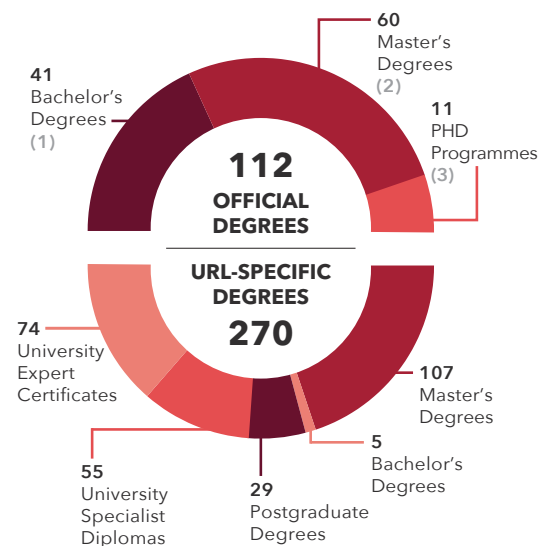
16.201
JOB OFFERS PUBLISHED



>4.000
AGREEMENTS WITH COMPANIES AND INSTITUTIONS

TEACHING

Course offer 2018-2019



Official degrees by academic field

BACHELOR'S DEGREES (1)

Arts and Humanities	3
Sciences	2
Health Sciences	6
Social and Legal Sciences	18
Engineering and Architecture	12

MASTER'S DEGREES (2)

Arts and Humanities	2
Sciences	4
Health Sciences	7
Social and Legal Sciences	37
Engineering and Architecture	10

PHD PROGRAMMES (3)

Arts and Humanities	1
Sciences	2
Health Sciences	1
Social and Legal Sciences	6
Engineering and Architecture	1

URL IN NUMBERS

INTERNATIONALISATION

3.856 | **19,2%** INTERNATIONAL STUDENTS

115 nationalities

by studies

UNDERGRADUATE DEGREES

1.253 | **9,9%** students

MASTERS

1.503 | **46,1%** students

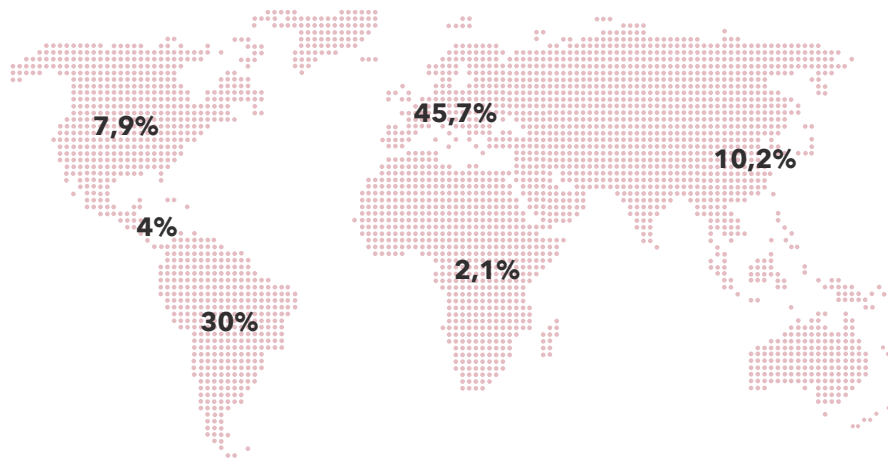
PHD

113 | **26,5%** students

URL-SPECIFIC DEGREES

987 | **25,6%** students

per geographical origin



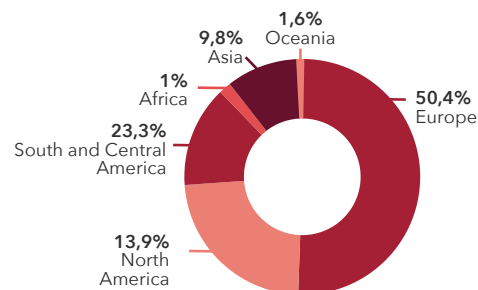
2.793
STUDENTS IN
MOBILITY PROGRAMMES

1.461
Incoming



1.332
Outgoing

750
AGREEMENTS WITH
INTERNATIONAL UNIVERSITIES



RESEARCH AND TRANSFER



436

CITATIONS INDEXED
IN THE WEB OF SCIENCE 2018



33

ONGOING COMPETITIVE
NATIONAL RESEARCH PROJECTS



24

ONGOING COMPETITIVE
EUROPEAN RESEARCH PROJECTS



1.624.260 €

FUNDING OBTAINED FROM
THE EUROPEAN COMMISSION



53

URL RESEARCH GROUPS



45

THESES DEFENDED DURING
THE ACADEMIC YEAR



3.006.871 €

INCOME FROM
CONTRACTS AND SERVICES

UNIVERSITY RANKINGS

The Ramon Llull University continues putting its trust decidedly in following its strategy of participation in the different national and international rankings during the academic course 2018-2109.



#76-100

In teaching
in Europe



#130

In employability
in the world
(#3 in the State)



#91-100

Young university
in the world
(#7 in the State)



#25

In business & management
in the world
(#1 in the State)



#46

In hospitality & management
in the world
(#3 in the State)



#101-150

In business administration
in the world
(#1 in the State)



#101-150

In management
in the world
(#1 in the State)



#7

In performance
in the State



#8

In performance
in the State



#2

In teaching
in the State



7

7 Bachelor's among the top 5
in the State



15

15 Master's among the top 5
in the State

the total number of *Phragmites* stems, $\log_{10}(N)$ was used as the response variable in the GLM. The response variable was transformed to $\log_{10}(N)$ to stabilize the variance and to make the distribution of the response variable closer to normal. The GLM was fitted to the data using the `glm` function in R (R Development Core Team 2006). The GLM was fitted to the data using the `glm` function in R (R Development Core Team 2006). The GLM was fitted to the data using the `glm` function in R (R Development Core Team 2006). The GLM was fitted to the data using the `glm` function in R (R Development Core Team 2006).

RESULTS

PHRAGMITES

The total number of *Phragmites* stems in the plots ranged from 0 to 3,100. The mean number of stems per plot was 1,100. The number of stems per plot was significantly correlated with the number of stems per square meter ($r = 0.95$, $P < 0.001$). The number of stems per plot was significantly correlated with the number of stems per square meter ($r = 0.95$, $P < 0.001$). The number of stems per plot was significantly correlated with the number of stems per square meter ($r = 0.95$, $P < 0.001$). The number of stems per plot was significantly correlated with the number of stems per square meter ($r = 0.95$, $P < 0.001$).

PHRAGMITES

The total number of *Phragmites* stems in the plots ranged from 0 to 3,100. The mean number of stems per plot was 1,100. The number of stems per plot was significantly correlated with the number of stems per square meter ($r = 0.95$, $P < 0.001$). The number of stems per plot was significantly correlated with the number of stems per square meter ($r = 0.95$, $P < 0.001$). The number of stems per plot was significantly correlated with the number of stems per square meter ($r = 0.95$, $P < 0.001$). The number of stems per plot was significantly correlated with the number of stems per square meter ($r = 0.95$, $P < 0.001$).

PHRAGMITES

The total number of *Phragmites* stems in the plots ranged from 0 to 3,100. The mean number of stems per plot was 1,100. The number of stems per plot was significantly correlated with the number of stems per square meter ($r = 0.95$, $P < 0.001$). The number of stems per plot was significantly correlated with the number of stems per square meter ($r = 0.95$, $P < 0.001$). The number of stems per plot was significantly correlated with the number of stems per square meter ($r = 0.95$, $P < 0.001$). The number of stems per plot was significantly correlated with the number of stems per square meter ($r = 0.95$, $P < 0.001$).

IQS
BLANQUERNA
LA SALLE
FACULTAT DE FILOSOFIA
ESADE
FACULTAT D'EDUCACIÓ SOCIAL I TREBALL SOCIAL PERE TARRÉS
FACULTAT DE TURISME I DIRECCIÓ HOTELERA SANT IGNASI
I.U. OBSERVATORI DE L'EBRE
I.U. DE SALUT MENTAL VIDAL I BARRAQUER
INSTITUT BORJA DE BIOÈTICA
ESCOLA SUPERIOR DE DISSENY ESDI (CENTRE ADSCRIT)



**Aristos
Campus
Mundus**

Campus of
International
Excellence



**RAMON
LLULL
UNIVERSITY**